



NATA LIGHTING CO.,LTD.
www.nata.cn
Email:info@nata.com
Tel:+86-750-3770000 Fax:+86-750-3771111
Address:380JinOu Road,GaoXin Zone,Jiang Men City,Guangdong,China

NATA

Client:

LumCAT: 2-2646-L

Luminaire: 92.70.412.00

Report No: 20231013-B002

Ballast type: AC

Test No: 20231013-C002

Voltage(V): 34.140

LampCAT: LUMINUS CXM-14-AC40

Current(A): 0.530

Lamp flux(lm): 2320.0

Power (W): 18.094

Number of Lamps: 1

PF: 0.000

Length(mm): 0

Width(mm): 0

Phm Type: C

Height(mm): 0

Photometric Results

Lumens(lm): 2110.77, Efficiency(%): 90.98% , Luminous Efficacy(lm/W): 116.66

Central intensity(cd): 3679.907, Maximum intensity(cd): 3679.907

Angle of maximum intensity: C=0.0 γ =0.0

Beam Angle(50%Imax): [C0/180]Total=47.0

[C90/270]Total=47.0

Field angle(10%Imax): [C0/180]Total=66.8

[C90/270]Total=66.8

Maximum s/h(1/2): C0_180=0.75 C90_270=0.75

Maximum s/h(1/4): C0_180=0.72 C90_270=0.72

Up flux rate of lamp(%): 0.00%

Down flux rate of lamp(%): 90.98%

Up flux rate of LUM(%): - -

Down flux rate of LUM(%): 100.00%

CIE Type : Direct lighting

Output flux ratio in π solid angle : 98.124%

$\gamma(^{\circ})$	Average I(cd)	Zonal F(lm)	Sum F(lm)	Eff Flux(%)	Eff Sum(%)
0.0	3679.907	0.000	0	0.00%	0.00%
1.0	3672.781	3.518	3.518	0.15%	0.17%
2.0	3648.563	10.508	14.026	0.45%	0.66%
3.0	3613.414	17.368	31.395	0.75%	1.49%
4.0	3569.754	24.044	55.439	1.04%	2.63%
5.0	3520.351	30.501	85.94	1.31%	4.07%
6.0	3460.499	36.686	122.627	1.58%	5.81%
7.0	3398.780	42.575	165.202	1.84%	7.83%
8.0	3337.476	48.210	213.412	2.08%	10.11%
9.0	3279.355	53.626	267.038	2.31%	12.65%
10.0	3209.333	58.720	325.758	2.53%	15.43%
11.0	3145.399	63.497	389.255	2.74%	18.44%
12.0	3073.855	67.985	457.24	2.93%	21.66%
13.0	2997.121	72.047	529.287	3.11%	25.08%
14.0	2921.217	75.754	605.042	3.27%	28.66%
15.0	2829.607	78.950	683.992	3.40%	32.40%
16.0	2744.362	81.674	765.666	3.52%	36.27%
17.0	2640.228	83.853	849.518	3.61%	40.25%
18.0	2537.132	85.363	934.882	3.68%	44.29%
19.0	2409.335	86.058	1020.94	3.71%	48.37%
20.0	2291.985	86.047	1106.987	3.71%	52.44%
21.0	2163.565	85.556	1192.543	3.69%	56.50%
22.0	2043.517	84.543	1277.086	3.64%	60.50%
23.0	1912.605	83.010	1360.096	3.58%	64.44%
24.0	1777.335	80.675	1440.771	3.48%	68.26%
25.0	1629.748	77.470	1518.241	3.34%	71.93%
26.0	1446.888	72.624	1590.865	3.13%	75.37%
27.0	1265.010	66.347	1657.213	2.86%	78.51%
28.0	1151.009	61.168	1718.381	2.64%	81.41%
29.0	1002.606	56.345	1774.726	2.43%	84.08%
30.0	844.814	49.880	1824.606	2.15%	86.44%
31.0	692.951	42.794	1867.399	1.84%	88.47%
32.0	545.710	35.486	1902.886	1.53%	90.15%
33.0	416.224	28.339	1931.225	1.22%	91.49%
34.0	303.144	21.770	1952.995	0.94%	92.53%
35.0	236.927	16.773	1969.767	0.72%	93.32%
36.0	197.564	13.834	1983.602	0.60%	93.98%
37.0	139.166	10.982	1994.584	0.47%	94.50%

$\gamma(^{\circ})$	Average I(cd)	Zonal F(lm)	Sum F(lm)	Eff Flux(%)	Eff Sum(%)
38.0	103.193	8.090	2002.674	0.35%	94.88%
39.0	88.068	6.528	2009.202	0.28%	95.19%
40.0	76.409	5.736	2014.938	0.25%	95.46%
41.0	66.189	5.078	2020.016	0.22%	95.70%
42.0	58.869	4.544	2024.56	0.20%	95.92%
43.0	52.544	4.127	2028.687	0.18%	96.11%
44.0	47.452	3.774	2032.461	0.16%	96.29%
45.0	43.141	3.482	2035.942	0.15%	96.45%
46.0	39.640	3.237	2039.18	0.14%	96.61%
47.0	36.782	3.040	2042.219	0.13%	96.75%
48.0	34.160	2.868	2045.087	0.12%	96.89%
49.0	31.904	2.713	2047.8	0.12%	97.02%
50.0	29.829	2.574	2050.374	0.11%	97.14%
51.0	28.175	2.454	2052.828	0.11%	97.25%
52.0	26.563	2.349	2055.177	0.10%	97.37%
53.0	25.214	2.252	2057.429	0.10%	97.47%
54.0	23.871	2.163	2059.593	0.09%	97.58%
55.0	22.799	2.083	2061.676	0.09%	97.67%
56.0	21.816	2.016	2063.692	0.09%	97.77%
57.0	20.854	1.951	2065.643	0.08%	97.86%
58.0	20.052	1.892	2067.534	0.08%	97.95%
59.0	19.311	1.840	2069.375	0.08%	98.04%
60.0	18.613	1.792	2071.166	0.08%	98.12%
61.0	18.011	1.748	2072.914	0.08%	98.21%
62.0	17.423	1.707	2074.622	0.07%	98.29%
63.0	16.897	1.669	2076.291	0.07%	98.37%
64.0	16.405	1.634	2077.925	0.07%	98.44%
65.0	15.942	1.601	2079.526	0.07%	98.52%
66.0	15.520	1.570	2081.095	0.07%	98.59%
67.0	15.112	1.540	2082.636	0.07%	98.67%
68.0	14.731	1.512	2084.147	0.07%	98.74%
69.0	14.357	1.484	2085.631	0.06%	98.81%
70.0	13.984	1.456	2087.087	0.06%	98.88%
71.0	13.645	1.428	2088.515	0.06%	98.95%
72.0	13.313	1.402	2089.916	0.06%	99.01%
73.0	12.974	1.375	2091.291	0.06%	99.08%
74.0	12.648	1.347	2092.638	0.06%	99.14%
75.0	12.351	1.321	2093.959	0.06%	99.20%

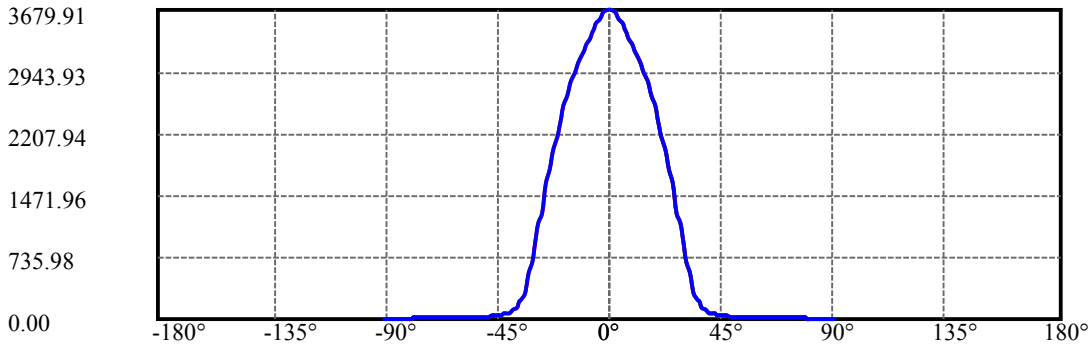
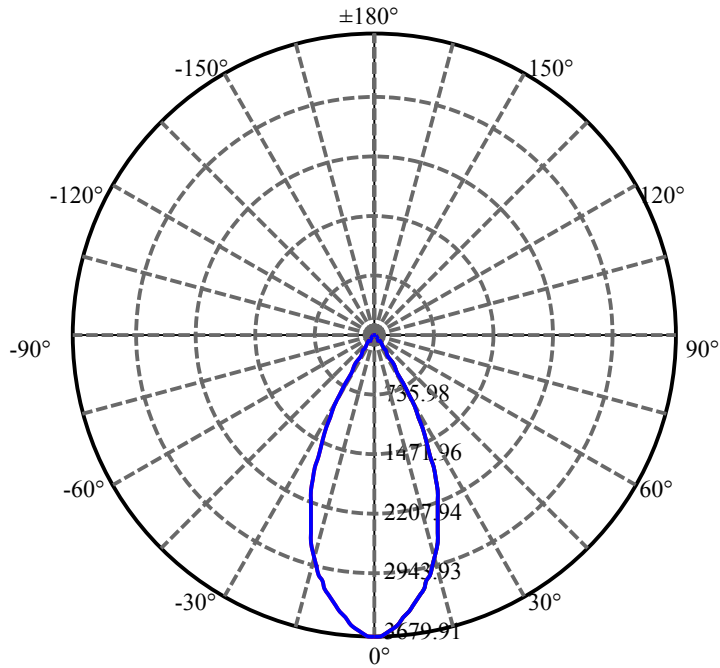
$\gamma(^{\circ})$	Average I(cd)	Zonal F(lm)	Sum F(lm)	Eff Flux(%)	Eff Sum(%)
76.0	12.046	1.295	2095.254	0.06%	99.26%
77.0	11.749	1.269	2096.523	0.05%	99.32%
78.0	11.458	1.242	2097.765	0.05%	99.38%
79.0	11.175	1.216	2098.981	0.05%	99.44%
80.0	10.905	1.190	2100.171	0.05%	99.50%
81.0	10.614	1.164	2101.335	0.05%	99.55%
82.0	10.344	1.137	2102.472	0.05%	99.61%
83.0	10.081	1.110	2103.582	0.05%	99.66%
84.0	9.860	1.086	2104.668	0.05%	99.71%
85.0	9.659	1.065	2105.734	0.05%	99.76%
86.0	9.438	1.044	2106.777	0.04%	99.81%
87.0	9.251	1.023	2107.8	0.04%	99.86%
88.0	9.085	1.004	2108.805	0.04%	99.91%
89.0	8.940	0.988	2109.793	0.04%	99.95%
90.0	8.912	0.979	2110.771	0.04%	100.00%

ZONAL LUMEN SUMMARY

Zone	Lumens	%Lamp	%Fixt
0-30	1824.61	78.65%	86.44%
0-40	2014.94	86.85%	95.46%
0-60	2071.17	89.28%	98.12%
0-90	2109.79	90.94%	99.95%
0-120	2109.79	90.94%	99.95%
0-180	2110.77	90.98%	100.00%
60-90	38.63	1.66%	1.83%
90-120	0.00	0.00%	0.00%
90-130	0.00	0.00%	0.00%
90-150	0.00	0.00%	0.00%
90-180	0.00	0.00%	0.00%
0-27.51	1688.62	72.79%	80.00%

ZONAL LUMEN SUMMARY

0-10	325.76
10-20	781.23
20-30	717.62
30-40	190.33
40-50	35.44
50-60	20.79
60-70	15.92
70-80	13.08
80-90	9.62
90-100	0.00
100-110	0.00
110-120	0.00
120-130	0.00
130-140	0.00
140-150	0.00
150-160	0.00
160-170	0.00
170-180	0.00



C0(Max): —————

C0/C180: —————

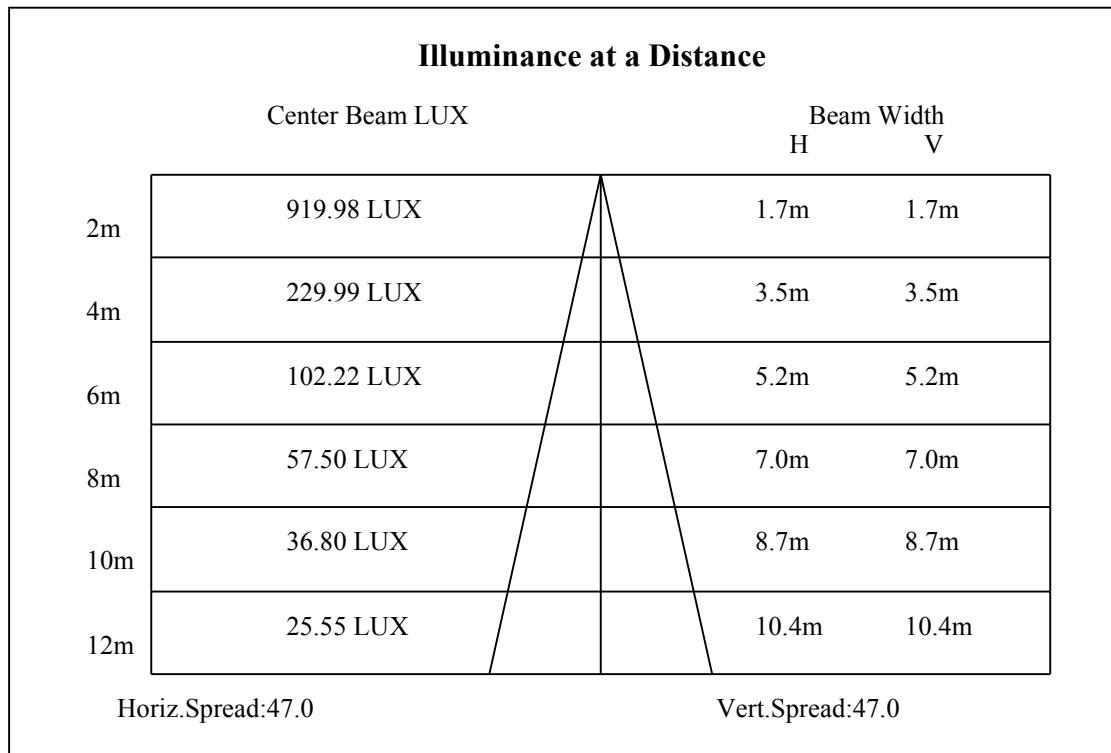
C90/C270: —————

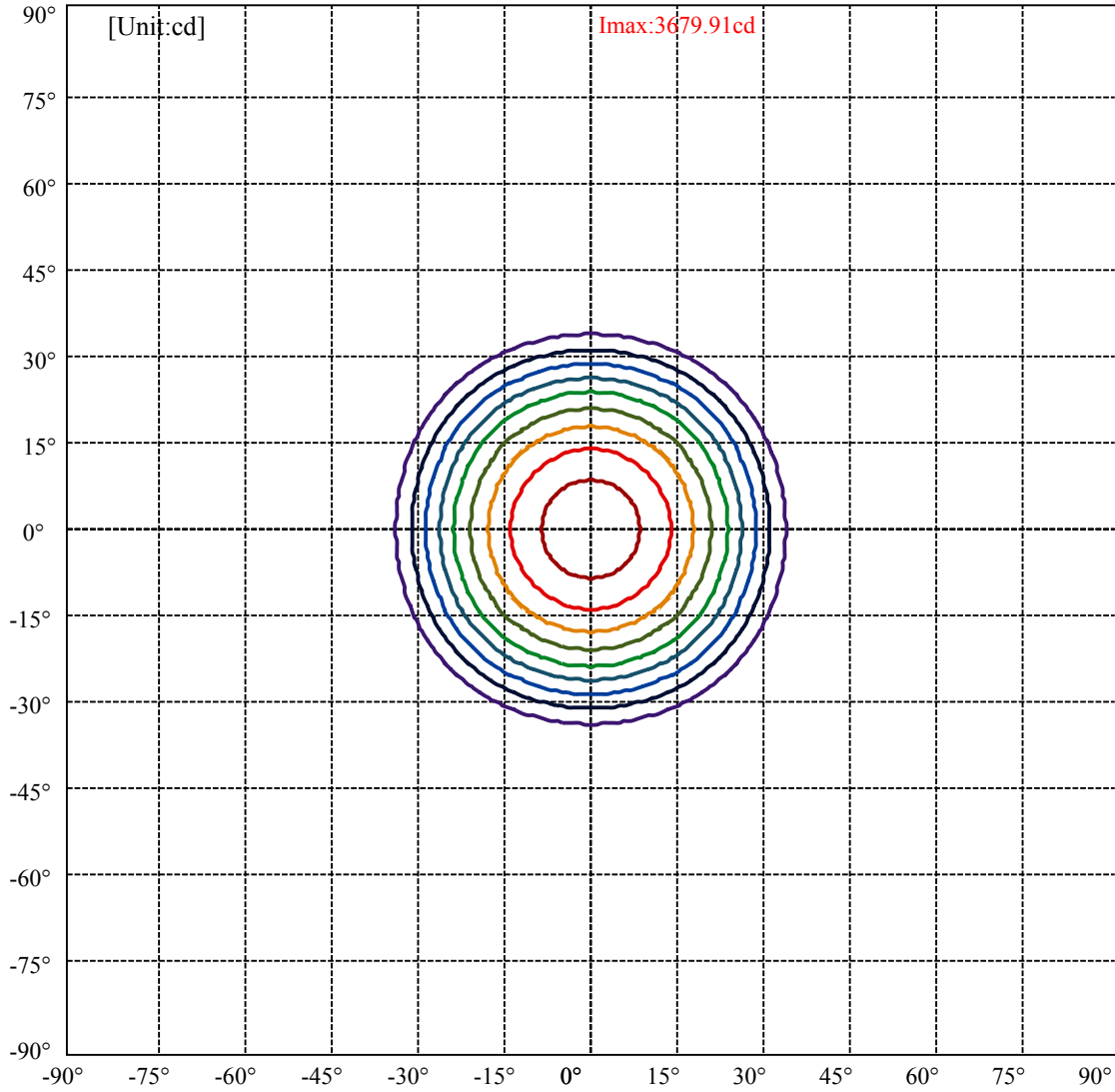
Field angle(10%Imax):C0/180Left:33.4 Right:33.4

:C90/270Left:33.4 Right:33.4

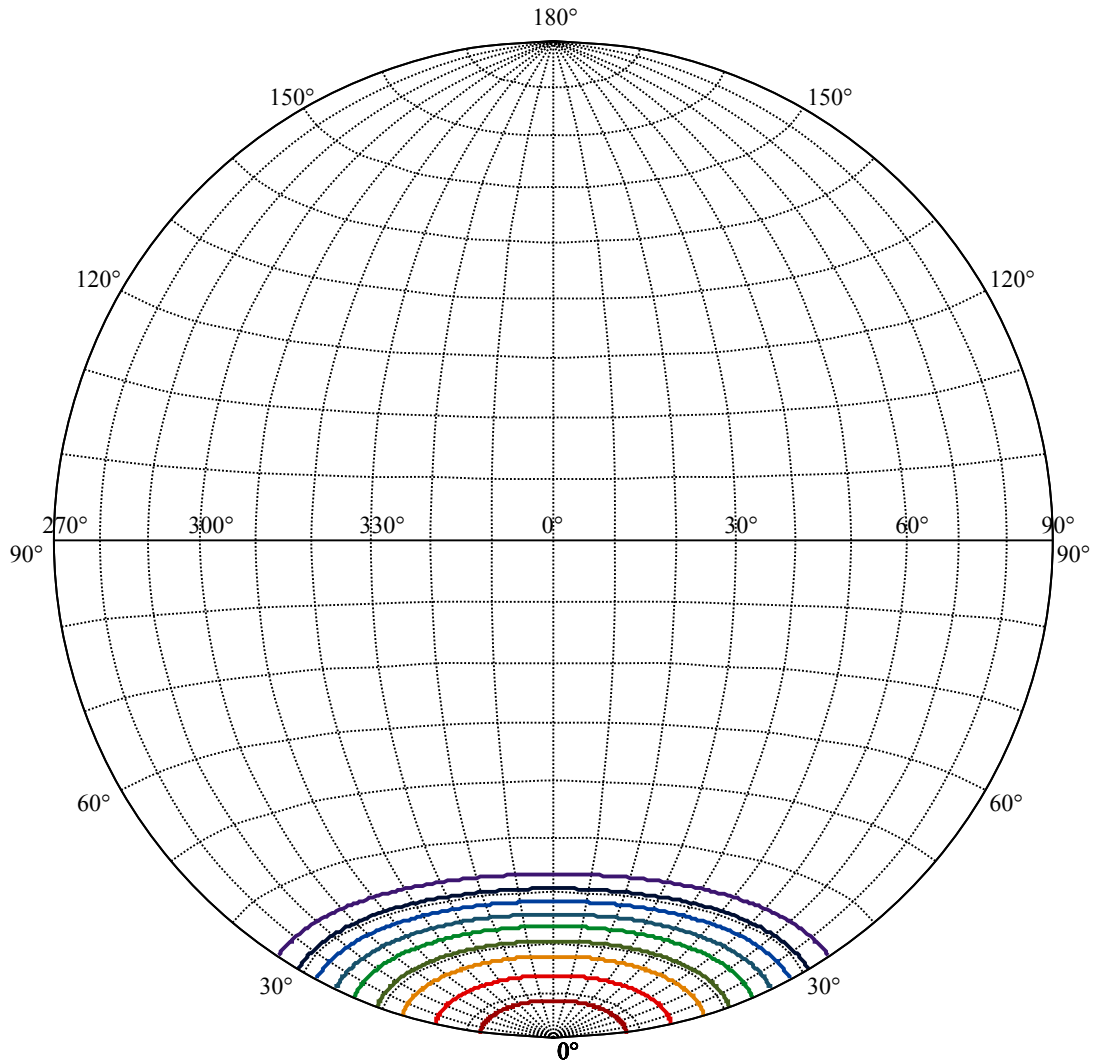
Beam Angle(50%Imax):C0/180Left:23.5 Right:23.5

:C90/270Left:23.5 Right:23.5





(10%Imax) 367.991	—
(20%Imax) 735.981	—
(30%Imax) 1103.97	—
(40%Imax) 1471.96	—
(50%Imax) 1839.95	—
(60%Imax) 2207.94	—
(70%Imax) 2575.93	—
(80%Imax) 2943.93	—
(90%Imax) 3311.92	—



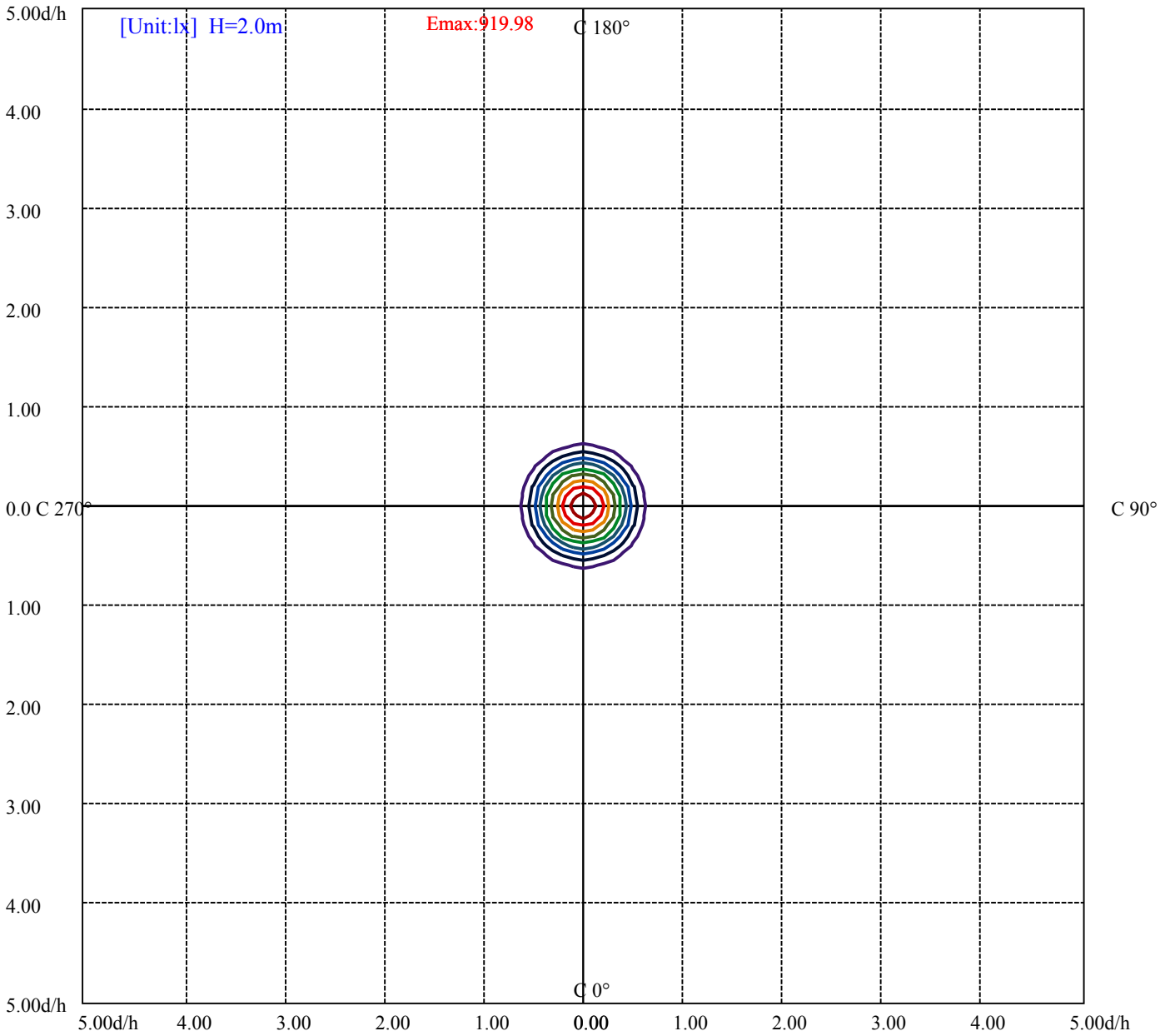
House

[Unit:cd]

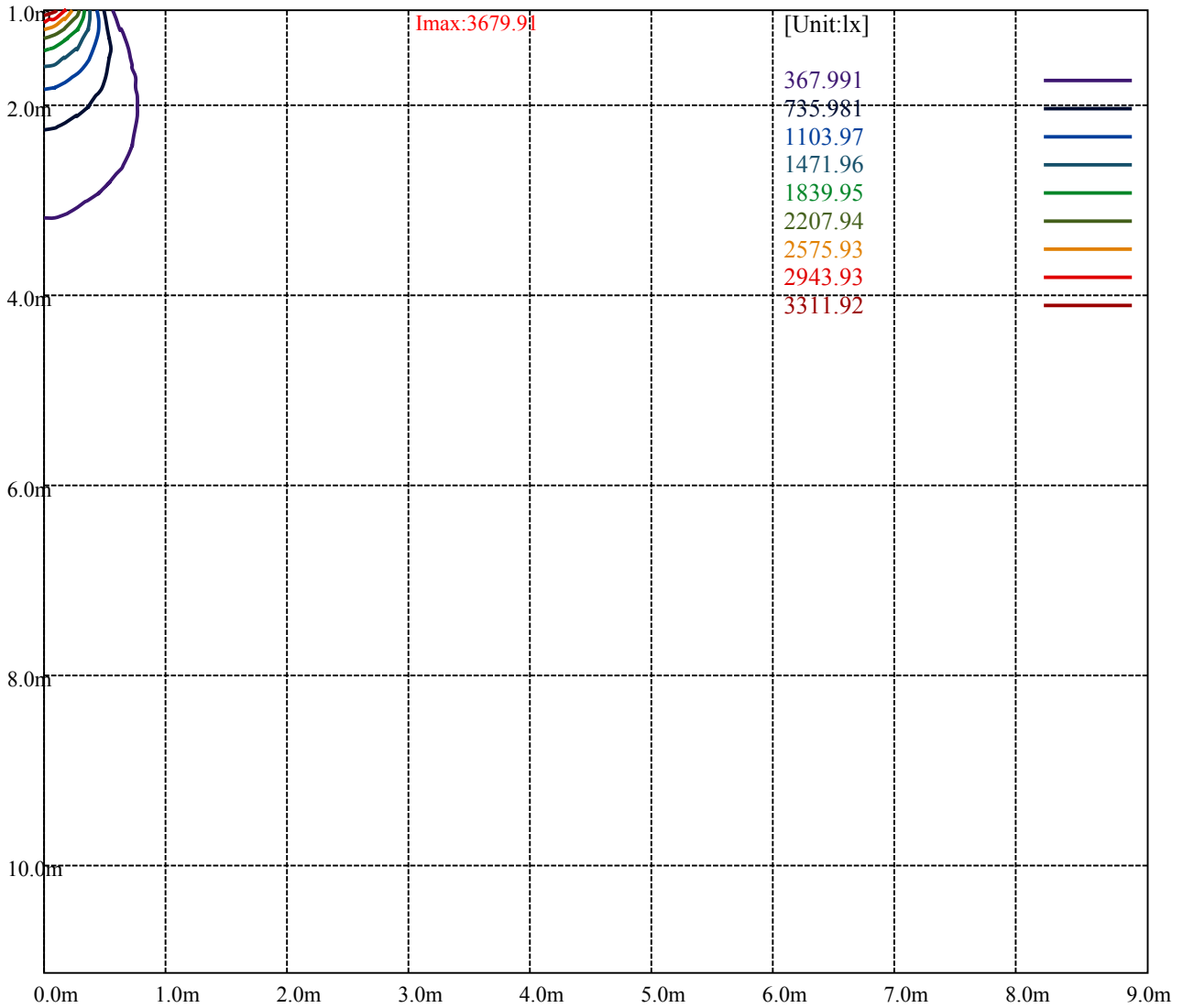
Road

Imax:3679.91

(10%Imax)	367.991	—
(20%Imax)	735.981	—
(30%Imax)	1103.97	—
(40%Imax)	1471.96	—
(50%Imax)	1839.95	—
(60%Imax)	2207.94	—
(70%Imax)	2575.93	—
(80%Imax)	2943.93	—
(90%Imax)	3311.92	—



- (10%Emax) 91.99775
- (20%Emax) 183.9953
- (30%Emax) 275.9925
- (40%Emax) 367.99
- (50%Emax) 459.9875
- (60%Emax) 551.985
- (70%Emax) 643.9825
- (80%Emax) 735.98
- (90%Emax) 827.98



Luminance Table

γ	45	50	55	60	65	70	75	80	85
C0	0	0	0	0	0	0	0	0	0
C45	0	0	0	0	0	0	0	0	0
C90	0	0	0	0	0	0	0	0	0

L(Hor)(65)	L(Ver)(65)	L45(65)	L(Hor)(75)	L(Ver)(75)	L45(75)	L(Hor)(85)	L(Ver)(85)	L45(85)
0	0	0	0	0	0	0	0	0

Glare Table

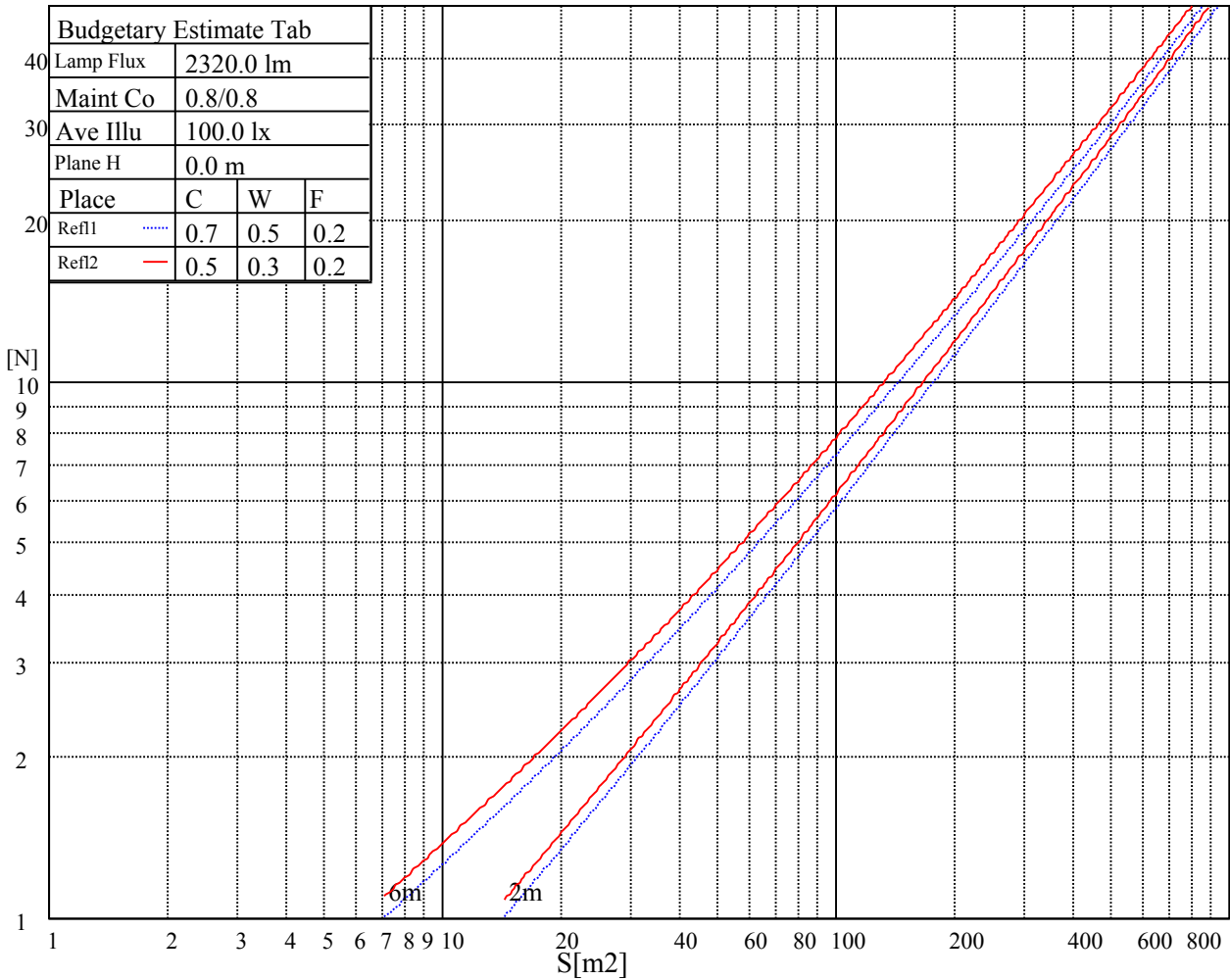
Glare	Quality	Service Values Illuminance(lx)							
1.15	A	2000	1000	500	<=300				
1.5	B		2000	1000	500	<=300			
1.85	C			2000	1000	500	<=300		
2.2	D				2000	1000	500	<=300	
2.55	E					2000	1000	500	<=300
		a	b	c	d	e	f	g	h

Luminance Limiting Curve

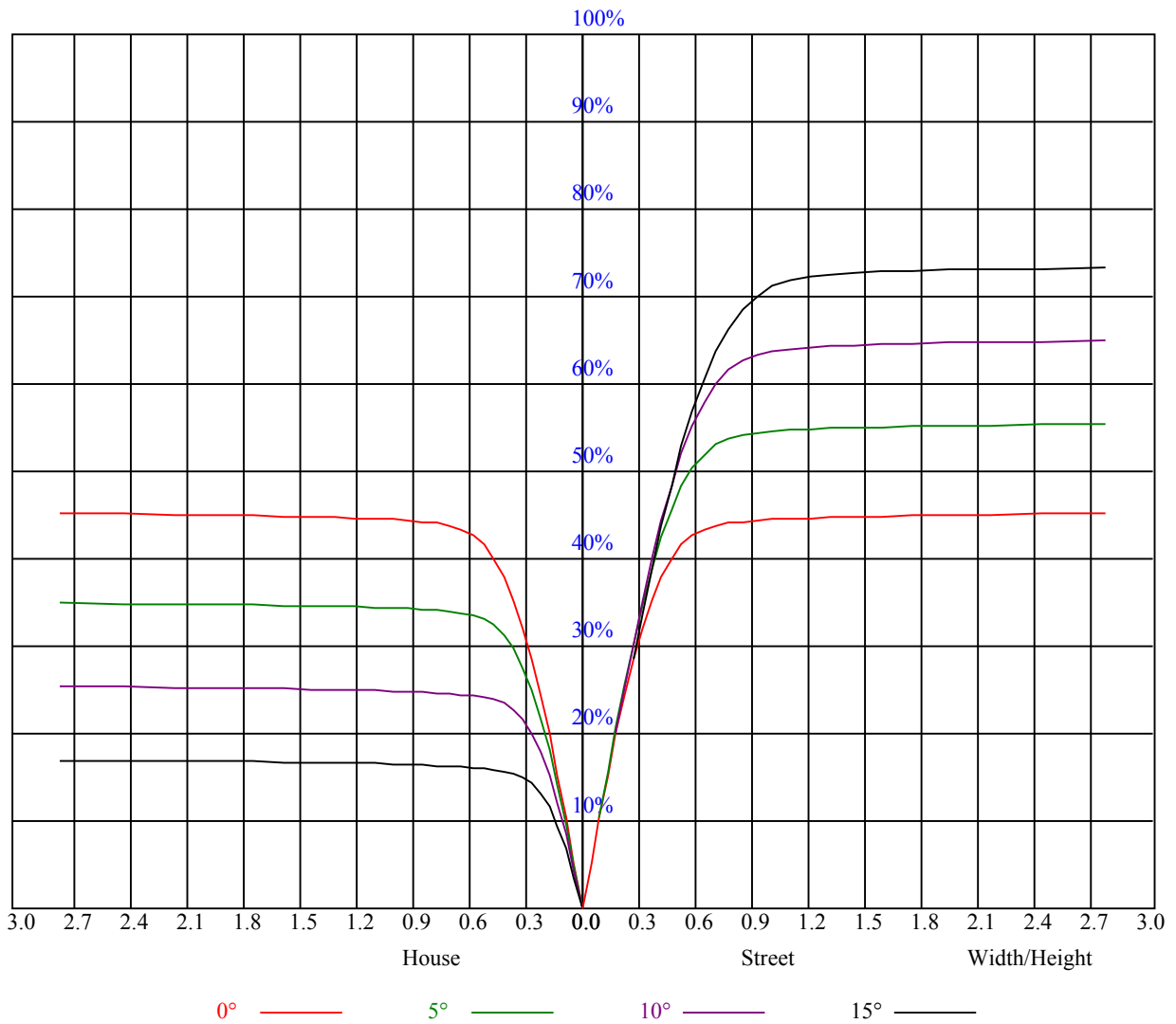


Illumination assessment according UGR											
Rf of Ceiling	70	70	50	50	30	70	70	50	50	30	
Rf of Wall	50	30	50	30	30	50	30	50	30	30	
Rf of Floor	20	20	20	20	20	20	20	20	20	20	
Room dimensions		Viewed crosswise					Viewed endwise				
X	Y										
2H	2H	非数字	非数字	非数字	非数字	非数字	非数字	非数字	非数字	非数字	非数字
	3H	非数字	非数字	非数字	非数字	非数字	非数字	非数字	非数字	非数字	非数字
	4H	非数字	非数字	非数字	非数字	非数字	非数字	非数字	非数字	非数字	非数字
	6H	非数字	非数字	非数字	非数字	非数字	非数字	非数字	非数字	非数字	非数字
	8H	非数字	非数字	非数字	非数字	非数字	非数字	非数字	非数字	非数字	非数字
4H	12H	非数字	非数字	非数字	非数字	非数字	非数字	非数字	非数字	非数字	非数字
	2H	非数字	非数字	非数字	非数字	非数字	非数字	非数字	非数字	非数字	非数字
	3H	非数字	非数字	非数字	非数字	非数字	非数字	非数字	非数字	非数字	非数字
	4H	非数字	非数字	非数字	非数字	非数字	非数字	非数字	非数字	非数字	非数字
	6H	非数字	非数字	非数字	非数字	非数字	非数字	非数字	非数字	非数字	非数字
8H	8H	非数字	非数字	非数字	非数字	非数字	非数字	非数字	非数字	非数字	非数字
	12H	非数字	非数字	非数字	非数字	非数字	非数字	非数字	非数字	非数字	非数字
	4H	非数字	非数字	非数字	非数字	非数字	非数字	非数字	非数字	非数字	非数字
	6H	非数字	非数字	非数字	非数字	非数字	非数字	非数字	非数字	非数字	非数字
	8H	非数字	非数字	非数字	非数字	非数字	非数字	非数字	非数字	非数字	非数字
12H	12H	非数字	非数字	非数字	非数字	非数字	非数字	非数字	非数字	非数字	非数字
	4H	非数字	非数字	非数字	非数字	非数字	非数字	非数字	非数字	非数字	非数字
	6H	非数字	非数字	非数字	非数字	非数字	非数字	非数字	非数字	非数字	非数字
8H	非数字	非数字	非数字	非数字	非数字	非数字	非数字	非数字	非数字	非数字	
Variation with the observer position at spacings:											
S = 1.0H		非数字/非数字					非数字/非数字				
S = 1.5H		非数字/非数字					非数字/非数字				
S = 2.0H		非数字/非数字					非数字/非数字				
Standard tables:		BK0					BK0				
Uncorrected UGR		负无穷大					负无穷大				

UGR calculation is based on CIE Publ. 117 ,S/H = 0.25



RHOCC	80			70			50			30			10			0
RHOW	50	30	10	50	30	10	50	30	10	50	30	10	50	30	10	0
RCR	COEFFICIENTS OF UTILIZATION RHOF=20 CU															
0	1.08	1.08	1.08	1.06	1.06	1.06	1.01	1.01	1.01	0.97	0.97	0.97	0.93	0.93	0.93	0.91
1	1.01	0.99	0.97	0.99	0.97	0.95	0.95	0.94	0.93	0.92	0.91	0.90	0.89	0.88	0.87	0.86
2	0.95	0.91	0.89	0.93	0.90	0.88	0.90	0.88	0.86	0.88	0.86	0.84	0.85	0.84	0.82	0.81
3	0.89	0.85	0.82	0.88	0.84	0.81	0.86	0.83	0.80	0.84	0.81	0.79	0.82	0.79	0.77	0.76
4	0.84	0.80	0.76	0.83	0.79	0.76	0.81	0.78	0.75	0.80	0.77	0.74	0.78	0.75	0.73	0.72
5	0.80	0.75	0.72	0.79	0.75	0.71	0.77	0.74	0.71	0.76	0.73	0.70	0.75	0.72	0.69	0.68
6	0.76	0.71	0.67	0.75	0.71	0.67	0.74	0.70	0.67	0.73	0.69	0.66	0.71	0.68	0.66	0.65
7	0.72	0.67	0.64	0.72	0.67	0.64	0.70	0.66	0.63	0.69	0.66	0.63	0.68	0.65	0.63	0.62
8	0.69	0.64	0.61	0.68	0.64	0.60	0.67	0.63	0.60	0.66	0.63	0.60	0.66	0.62	0.60	0.59
9	0.66	0.61	0.58	0.65	0.61	0.58	0.64	0.60	0.57	0.64	0.60	0.57	0.63	0.59	0.57	0.56
10	0.63	0.58	0.55	0.62	0.58	0.55	0.62	0.58	0.55	0.61	0.57	0.55	0.60	0.57	0.54	0.53



Intensity data(cd)

C/γ(°)	0.0	1.0	2.0	3.0	4.0	5.0	6.0	7.0	8.0
0.0	3664.96	3638.39	3605.73	3559.24	3501.12	3436.91	3382.66	3313.47	3257.01
45.0	3683.78	3677.69	3655.55	3621.23	3583.59	3540.97	3466.24	3412.55	3346.13
90.0	3684.89	3656.11	3617.36	3580.27	3528.24	3478.42	3408.67	3355.54	3302.95
135.0	3686.00	3683.78	3665.52	3616.25	3576.95	3535.43	3482.85	3407.57	3361.62
180.0	3664.96	3688.21	3685.44	3669.94	3631.75	3591.90	3550.38	3492.26	3418.64
225.0	3683.78	3675.48	3647.25	3612.93	3575.84	3524.36	3446.32	3396.50	3336.72
270.0	3684.89	3687.10	3679.91	3652.78	3599.64	3558.68	3511.08	3450.74	3373.80
315.0	3686.00	3675.48	3631.75	3594.66	3560.90	3496.13	3435.80	3361.62	3302.95
360.0	3664.96	3638.39	3605.73	3559.24	3501.12	3436.91	3382.66	3313.47	3257.01
C/γ(°)	9.0	10.0	11.0	12.0	13.0	14.0	15.0	16.0	17.0
0.0	3199.44	3120.28	3049.43	2978.02	2878.39	2804.77	2711.22	2614.35	2479.84
45.0	3290.77	3237.63	3158.48	3093.71	3027.29	2953.11	2850.71	2775.43	2680.77
90.0	3248.70	3167.33	3105.34	3035.04	2964.74	2870.64	2785.39	2690.18	2557.89
135.0	3302.40	3235.97	3181.17	3114.75	3030.61	2954.78	2857.35	2772.11	2672.47
180.0	3362.73	3291.88	3233.76	3170.10	3090.95	3025.07	2951.45	2872.30	2768.79
225.0	3274.17	3198.88	3133.57	3047.22	2979.68	2915.47	2816.94	2733.36	2644.80
270.0	3315.68	3252.58	3192.80	3113.09	3043.34	2971.93	2871.19	2788.71	2708.45
315.0	3240.95	3170.10	3108.66	3038.91	2961.97	2873.96	2792.59	2708.45	2608.82
360.0	3199.44	3120.28	3049.43	2978.02	2878.39	2804.77	2711.22	2614.35	2479.84
C/γ(°)	18.0	19.0	20.0	21.0	22.0	23.0	24.0	25.0	26.0
0.0	2359.72	2236.84	2117.83	1966.71	1845.49	1689.39	1555.99	1294.17	1100.82
45.0	2585.57	2453.27	2343.12	2227.98	2084.62	1970.03	1843.27	1682.75	1538.83
90.0	2449.40	2296.07	2174.29	2048.08	1925.20	1768.55	1643.45	1507.83	1081.89
135.0	2573.39	2440.54	2322.08	2201.41	2087.38	1968.37	1813.38	1679.98	1541.04
180.0	2680.77	2580.58	2480.39	2344.78	2230.20	2108.97	1971.14	1851.58	1723.71
225.0	2547.37	2418.40	2310.46	2199.20	2085.72	1938.48	1826.12	1701.02	1531.63
270.0	2596.08	2492.57	2351.42	2235.18	2124.47	2017.64	1875.38	1760.24	1637.36
315.0	2504.75	2356.40	2236.29	2085.17	1965.05	1839.40	1689.95	1560.42	1419.82
360.0	2359.72	2236.84	2117.83	1966.71	1845.49	1689.39	1555.99	1294.17	1100.82
C/γ(°)	27.0	28.0	29.0	30.0	31.0	32.0	33.0	34.0	35.0
0.0	1063.18	911.84	767.70	600.09	475.43	361.51	262.21	171.54	131.46
45.0	1387.71	1189.00	1031.24	874.03	722.92	550.21	422.90	313.85	289.50
90.0	1081.89	1008.16	858.26	712.57	544.90	423.23	290.27	205.31	149.95
135.0	1353.40	1198.41	1009.65	864.07	721.26	584.53	427.33	319.39	295.59
180.0	1559.31	1413.18	1253.76	1064.45	910.01	761.11	615.53	455.56	342.64
225.0	1104.19	1104.19	1024.76	866.39	715.33	542.19	419.19	313.25	228.39
270.0	1501.74	1314.65	1158.55	1005.22	852.45	668.12	533.61	384.71	283.41
315.0	1068.66	1068.66	916.93	771.68	601.31	474.77	358.75	261.55	174.47
360.0	1063.18	911.84	767.70	600.09	475.43	361.51	262.21	171.54	131.46
C/γ(°)	36.0	37.0	38.0	39.0	40.0	41.0	42.0	43.0	44.0
0.0	108.44	88.46	76.66	67.31	57.79	51.64	46.50	41.46	38.19
45.0	190.31	119.90	99.86	82.53	72.18	61.89	55.46	49.82	45.50
90.0	116.24	98.70	85.02	72.29	63.88	56.96	51.15	45.39	41.63
135.0	295.59	128.31	108.33	93.49	82.09	70.58	63.05	55.30	50.32
180.0	293.37	293.37	136.50	114.69	98.14	82.64	72.79	64.65	56.13
225.0	158.20	128.48	107.66	92.55	78.44	69.41	60.22	54.36	49.43
270.0	283.41	143.37	118.95	100.69	87.13	74.40	66.04	58.90	53.19
315.0	134.95	112.76	92.55	80.98	71.63	62.00	55.74	50.48	45.22
360.0	108.44	88.46	76.66	67.31	57.79	51.64	46.50	41.46	38.19

Intensity data(cd)

C/γ(°)	45.0	46.0	47.0	48.0	49.0	50.0	51.0	52.0	53.0
0.0	35.43	32.49	30.50	28.78	27.23	25.52	24.36	23.30	22.31
45.0	40.91	38.03	35.48	33.21	30.72	29.01	27.46	25.85	24.69
90.0	38.53	35.92	33.10	31.16	29.39	27.51	26.13	24.69	23.64
135.0	46.11	41.79	38.80	36.26	33.27	31.22	29.45	27.90	26.24
180.0	50.98	45.83	42.29	39.25	36.59	33.65	31.61	29.78	28.06
225.0	44.28	40.91	37.92	34.82	32.60	30.72	28.95	27.01	25.63
270.0	47.27	43.45	40.13	36.64	34.26	31.61	29.72	28.06	26.51
315.0	41.63	38.69	36.04	33.16	31.16	29.39	27.73	25.91	24.63
360.0	35.43	32.49	30.50	28.78	27.23	25.52	24.36	23.30	22.31
C/γ(°)	54.0	55.0	56.0	57.0	58.0	59.0	60.0	61.0	62.0
0.0	21.20	20.43	19.76	18.93	18.38	17.71	17.21	16.83	16.38
45.0	23.64	22.36	21.48	20.70	19.76	19.10	18.49	17.82	17.27
90.0	22.58	21.70	20.70	19.98	19.32	18.71	18.05	17.55	17.05
135.0	24.91	23.80	22.75	21.59	20.81	20.04	19.15	18.54	17.82
180.0	26.24	24.91	23.80	22.53	21.59	20.76	19.82	19.15	18.54
225.0	24.36	23.25	22.09	21.15	20.31	19.43	18.71	17.99	17.44
270.0	24.85	23.75	22.69	21.70	20.70	19.87	19.21	18.60	17.82
315.0	23.19	22.20	21.26	20.26	19.54	18.88	18.27	17.60	17.05
360.0	21.20	20.43	19.76	18.93	18.38	17.71	17.21	16.83	16.38
C/γ(°)	63.0	64.0	65.0	66.0	67.0	68.0	69.0	70.0	71.0
0.0	15.89	15.50	15.11	14.78	14.39	14.06	13.73	13.40	13.12
45.0	16.77	16.33	15.89	15.44	15.06	14.67	14.28	13.95	13.62
90.0	16.55	16.11	15.72	15.22	14.89	14.50	14.06	13.73	13.45
135.0	17.33	16.83	16.33	15.89	15.50	15.11	14.72	14.23	13.89
180.0	17.77	17.21	16.77	16.27	15.78	15.33	15.00	14.61	14.17
225.0	16.94	16.50	15.89	15.44	15.11	14.78	14.34	14.00	13.62
270.0	17.33	16.72	16.22	15.83	15.28	14.95	14.61	14.17	13.84
315.0	16.61	16.05	15.61	15.28	14.89	14.45	14.12	13.78	13.45
360.0	15.89	15.50	15.11	14.78	14.39	14.06	13.73	13.40	13.12
C/γ(°)	72.0	73.0	74.0	75.0	76.0	77.0	78.0	79.0	80.0
0.0	12.79	12.40	12.18	11.90	11.57	11.29	11.07	10.79	10.52
45.0	13.23	12.90	12.51	12.23	11.96	11.68	11.35	11.07	10.85
90.0	13.12	12.73	12.45	12.18	11.90	11.57	11.24	10.96	10.68
135.0	13.56	13.28	12.90	12.62	12.23	11.96	11.68	11.35	11.07
180.0	13.84	13.51	13.12	12.84	12.45	12.18	11.90	11.62	11.24
225.0	13.34	12.95	12.68	12.29	12.01	11.73	11.40	11.13	10.90
270.0	13.51	13.23	12.84	12.57	12.29	12.01	11.68	11.40	11.13
315.0	13.12	12.79	12.51	12.18	11.96	11.57	11.35	11.07	10.85
360.0	12.79	12.40	12.18	11.90	11.57	11.29	11.07	10.79	10.52
C/γ(°)	81.0	82.0	83.0	84.0	85.0	86.0	87.0	88.0	89.0
0.0	10.30	10.02	9.80	9.63	9.47	9.19	9.02	8.86	8.91
45.0	10.63	10.30	10.07	9.80	9.58	9.35	9.19	9.02	8.86
90.0	10.41	10.13	9.91	9.69	9.47	9.35	9.19	9.02	8.86
135.0	10.74	10.46	10.13	9.91	9.69	9.52	9.30	9.19	9.02
180.0	10.96	10.63	10.35	10.13	9.91	9.63	9.41	9.24	9.08
225.0	10.57	10.35	10.07	9.85	9.69	9.47	9.30	9.08	8.91
270.0	10.79	10.57	10.24	10.02	9.80	9.58	9.35	9.19	9.02
315.0	10.52	10.30	10.07	9.85	9.69	9.41	9.24	9.08	8.86
360.0	10.30	10.02	9.80	9.63	9.47	9.19	9.02	8.86	8.91

Intensity data(cd)

C/γ(°)	90.0
0.0	8.91
45.0	8.91
90.0	8.97
135.0	8.91
180.0	8.91
225.0	8.91
270.0	8.86
315.0	8.91
360.0	8.91